

Smart Managed PoE Switches

for Your Video Surveillance Network

Feature-rich, yet simple to deploy and maintain, Smart Managed Power-over-Ethernet (PoE) switches are ideal for larger, more complex applications such as Video surveillance networks. Designed to maximise efficiency and security at the hardware level, Smart Managed PoE switches can help you perform both routine and not-so-routine network tasks more quickly and effectively than unmanaged switches, with the flexibility and control required to ensure long-term network health and uninterrupted connectivity.

Upgrading from unmanaged to Smart Managed PoE switches offers benefits and capabilities that pay for themselves.

Here are seven reasons your organisation should consider switching today:

1 Surveillance-optimised, intuitive configuration interface through web browser

2 Remote controls and auto-task completion

3 Improved provisioning and planning

4 Auto surveillance VLAN features

5 Future-proofing and scalability

6 Powerful diagnostic tools

7 Real-time alerts and notifications

1

Keep It Simple: An Intuitive Configuration Interface

You need clear, quick access to the switch's controls so that you can get in, work your magic and be done. Smart switches have a web-based user interface designed to be straightforward from the start. A fast and seamless connection to any device through a web browser gives your team the ability to access, configure and monitor important elements and features in your network.



2

Set It and Forget It: Remote Controls and Auto-Task Completion

Smart Managed PoE switches let you remotely control and schedule tasks for end devices, including those at the network edge, helping to avoid the need to send engineers on-site, saving time and money. In a surveillance network, for instance, you can initiate IP camera reboots from anywhere using the switch's control settings. D-Link Smart Managed PoE switches even offer time-based solutions that allow you to schedule automatic IP camera reboots on a periodic basis, such as daily or weekly, with no intervention needed.



3

Knowledge Is Power: Don't Get Caught Out

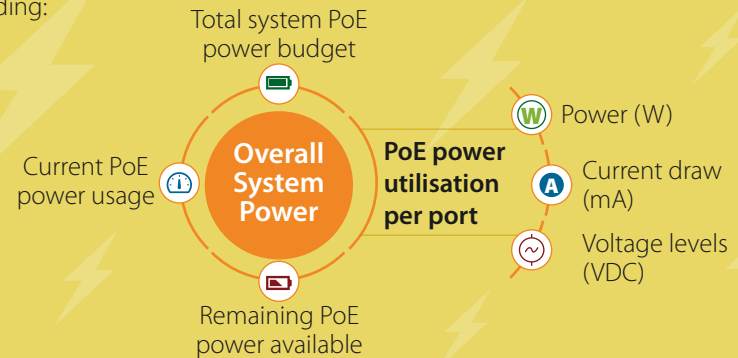


Surveillance-optimised interface on Smart Managed PoE switches makes power consumption data readily available. Unlike unmanaged switches, they communicate real-time power consumption for each switch port, including overall power budget use. Manage increased power demands in a more controlled way through user-defined port-priority assignments and policies. This also allows you to plan and provision for additional power requirement should you be upgrading your surveillance setup.

Smart Managed PoE switches also support automatic power-saving features. When a specific port link is down or an IP camera idles or turns off, Smart Managed PoE switches automatically reduce signal power to the port. Reduced signal power consumption means less heat, an extended product life and lower operating costs.

INSTANT INSIGHTS WITH REAL-TIME POWER STATISTICS

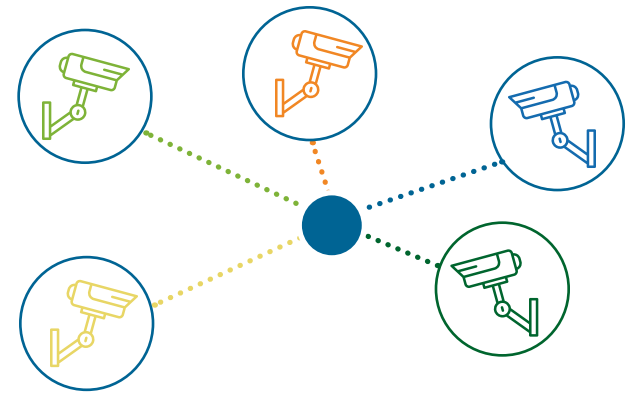
Smart Managed PoE switches provide power consumption data as it happens, including:



Setting power limits is easy to do with a Smart PoE switch. Most Smart Managed PoE switches allow administrators to configure a power threshold per port based on pre-defined IEEE 802.3at Classifications (i.e., 4.0W, 7.0W, 15.4W or 30.0W). Others even allow administrators to define a custom power limit (from 1-30W) for any designated port.

4 Smart Switching: Auto Surveillance VLAN Features

Smart Managed PoE switches simplify the task of assigning traffic from various cameras to a high-priority virtual local area network (VLAN), which partitions a physical network, creating distinct broadcast domains to assure that traffic from an Video surveillance network passes through. This guarantees the quality and security of the information transferred, even during periods of high network congestion. Manually provisioning VLANs could be daunting, but Smart Managed PoE switches support Auto Surveillance VLAN to automatically detect any manufacturer's IP camera on the network and assign it to a high-priority VLAN.



5 Cameras, Cameras Everywhere: Future Proofing and Scalability

Demands placed on your switches will only increase as your surveillance network grows. Because more cameras mean more traffic, your PoE switch will be asked to supply more power to accommodate it all. When unmanaged switches reach their power budget maximum, they prohibit turn-up of any additional ports. However, Smart Managed PoE switches enable you to manage increased power demands by setting port guidelines and priorities so that you can avoid network issues caused by rapid growth.



98 MILLION
NETWORK SURVEILLANCE CAMERAS
WERE SHIPPED GLOBALLY LAST YEAR.

6

Dig Deep: Powerful Diagnostic Tools

Smart Managed PoE switches offer powerful diagnostic tools, such as cable diagnostics and automatic loop detection, to minimise the risk of major traffic flow disruptions on your network.

Cable Diagnostics

Easily examine the quality of copper cabling connected to each switch port by running tests from anywhere in the network during port installation or troubleshooting. Unmanaged switches do not include this critical functionality.

Automatic Loop Detection

The Smart PoE switch's loop detection function locates unintentional loops in a network. If a loop is detected, the switch automatically shuts down the port and alerts you. You can set loop detection to run on a single port, a range of ports, or all of them at once.

SMART POE SWITCH CABLE DIAGNOSTICS DATA INCLUDES



Cable Connection Status: OK / short circuit / open circuit



Cable Fault Distance: If a cable fault is found, the test results will show the distance of the fault from the switch port.







Cable Length: If test results show OK, they will also show the total length of the cable.

7

Get Smart: Real-Time Alerts and Notifications

Another time-saving and risk-reducing feature of Smart Managed PoE switches is the ability to set notifications and alerts for when a change or disruption in the network occurs, such as in any of the following cases:

-  An Ethernet link goes up or down (for example: an IP camera establishes or loses a link)
-  PoE power turns on/off for any port
-  Short-circuit occurs on any port
-  Power-deny action occurs on any port

These real-time alerts, in conjunction with the easy-to-use interface of Smart Managed PoE switches, allow you to diagnose and repair issues quickly, before they turn into larger problems.

THE MORE COMPLEX YOUR NETWORK INFRASTRUCTURE, THE MORE SIMPLICITY MATTERS



Making the switch today to one of D-Link's complete suite of Smart Managed PoE switches can help you gain the control and flexibility you need to keep your network as simple as it can be.

For more information on how you can use Smart Managed PoE switches from D-Link to optimise your end-to-end video surveillance networks, contact or visit us today.

Contact us at eu.dlink.com/contact

Visit us at eu.dlink.com